



Bloomberg

**1st HALF 2010 ISLAMIC CAPITAL MARKETS
LEAGUE TABLES**

Bloomberg 2010 1st Half

Islamic Capital Markets League Tables

Table of Contents

- 1 . Introduction
- 2 . Islamic Bonds
- 3 . International Sukuk
- 4 . GCC Islamic Bonds
- 5 . Domestic Islamic Bonds
- 6 . EMEA Islamic Loans Mandated Arranger
- 7 . EMEA Islamic Loans Book Runner
- 8 . Islamic Finance
- 9 . Islamic Bonds Issuer Advisers
- 10 . Islamic Bonds Manager Advisers
- 11 . GCC Islamic Bonds Issuer Advisers
- 12 . GCC Islamic Bonds Manager Advisers

Bloomberg's league tables are your one-stop shop for constant and timely access to the most comprehensive information available on capital markets representation.

Just type LEAG <GO> for underwriter rankings or LALT <GO> for legal adviser rankings and then click on the red 'Select a Market' button in the top left of your screen to view a complete range of rankings available for fixed income, equity, equity-linked and syndicated loans. Alternatively, press the green <Help> key on your BLOOMBERG PROFESSIONAL(R) for further instructions.

VISIT {NI LEAG CRL <GO>} TO DOWNLOAD COPIES OF THE FULL RELEASE AND A FULL RANGE OF MARKET SPECIFIC LEAGUE TABLE RESULTS.

For data submissions or queries, please contact:

	Contact	Phone	Fax	Email
EMEA	Dirk Schulte	+49-69-9204-1330	+49-69-9130-5130	emeacapmks@bloomberg.net
Debt	Gladis Sahlani	+44-20-7330-7333	+44-20-7392-6161	emeacapmks@bloomberg.net
Loans	Joakim Nilsson	+44-20-7073-3491	+44-20-7661-5918	europeanloan@bloomberg.net

For 24 hour global customer support call
 +1 212 318 2000 +44 20 7330 7500 +65 6212 1000 +81 3 3201 8900
 or press the HELP key twice on the BLOOMBERG PROFESSIONAL(R) service.

LEAG <GO>

LREP <GO>

LMX <GO>

LALT <GO>

LEAG <GO>

LREP <GO>

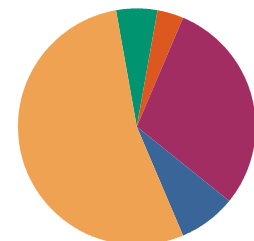
Underwriter League Tables

Islamic Bonds

1/1/10 - 6/30/10	2010				2009		MKT SHARE CHG (%)
FIRM	RANK	MKT SHARE	VOLUME USD (Mln)	DEAL COUNT	RANK	MKT SHARE	
HSBC Bank PLC	1	25.1	1,630	5	2	21.0	4.1
CIMB	2	21.7	1,409	25	3	16.2	5.5
Samba Financial Group	3	14.4	933	1	4	12.1	2.3
AmInvestment Bank Bhd	4	10.3	669	10	1	23.1	(12.8)
Barclays Capital	5	6.4	417	1	10	2.5	3.9
Standard Chartered PLC	6	5.0	324	4	5	5.0	-
Maybank Investment Bank Bhd	7	4.1	266	14	6	4.8	(0.7)
Oversea-Chinese Banking Corp	8	2.4	154	3	-	-	-
Deutsche Bank AG	9	2.3	150	1	8	2.9	(0.6)
Goldman Sachs & Co	9	2.3	150	1	-	-	-
Unicorn Investment Bank BSC	9	2.3	150	1	-	-	-
RHB	12	2.0	127	2	7	4.2	(2.2)
Bank Muamalat Malaysia Bhd	13	0.7	47	3	18	0.2	0.5
Indo Premier Securities	14	0.2	11	1	15	0.3	(0.1)
Bahana Securities	15	0.2	11	2	20	0.1	0.1
Danareksa Sekuritas PT	15	0.2	11	2	16	0.3	(0.1)
Mandiri Sekuritas PT	15	0.2	11	2	-	-	-
MIDF Amanah Investment Bank Bhd	18	0.1	8	3	13	0.7	(0.6)
Mitsubishi UFJ Financial	19	0.1	5	2	-	-	-
TOTAL		100%	6,482	58	8,516	100%	

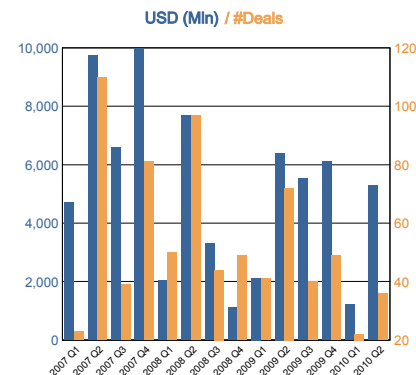
Includes all eligible Islamic bonds (including convertibles). Volume in USD millions.

INDUSTRY BREAKDOWN



Consumer Prod/Svcs	7.87%
Financial	53.46%
Government	5.60%
Industrial	3.57%
Oil/Gas/Elect	29.52%
Total	100.00%

QUARTERLY VOLUME



LEAG <GO>

LREP <GO>

LMX <GO>

LALT <GO>

LEAG <GO>

LREP <GO>

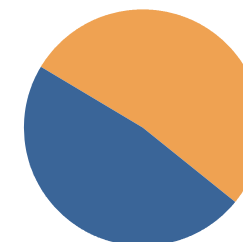
Underwriter League Tables

International Sukuk

1/1/10 - 6/30/10	2010				2009		MKT SHARE CHG (%)
FIRM	RANK	MKT SHARE	VOLUME USD (Mln)	DEAL COUNT	RANK	MKT SHARE	
HSBC Bank PLC	1	37.9	1,350	2	1	33.3	4.6
Samba Financial Group	2	26.2	933	1	-	-	-
Barclays Capital	3	11.7	417	1	4	15.5	(3.8)
CIMB	3	11.7	417	1	-	-	-
Deutsche Bank AG	5	4.2	150	1	2	17.9	(13.7)
Goldman Sachs & Co	5	4.2	150	1	-	-	-
Unicorn Investment Bank BSC	5	4.2	150	1	-	-	-
TOTAL		100%	3,567	3	1,400	100%	

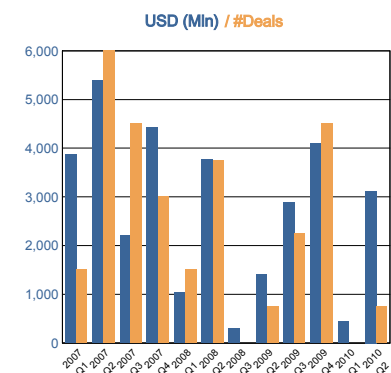
Includes all eligible International Sukuk bonds (including convertibles). Volume in USD millions.

INDUSTRY BREAKDOWN



Financial 47.66%
Oil/Gas/Elect 52.34%
Total: 100.00%

QUARTERLY VOLUME



LEAG <GO>

LREP <GO>

LMX <GO>

LALT <GO>

LEAG <GO>

LREP <GO>


Underwriter League Tables

GCC Islamic Bonds

1/1/10 - 6/30/10	2010				2009		MKT SHARE CHG (%)
FIRM	RANK	MKT SHARE	VOLUME USD (Mln)	DEAL COUNT	RANK	MKT SHARE	
HSBC Bank PLC	1	40.9	1,012	2	1	45.1	(4.2)
Samba Financial Group	2	37.7	933	1	2	36.3	1.4
Deutsche Bank AG	3	6.1	150	1	3	8.8	(2.7)
Goldman Sachs & Co	3	6.1	150	1	-	-	-
Unicorn Investment Bank BSC	3	6.1	150	1	-	-	-
Maybank Investment Bank Bhd	6	3.2	78	1	-	-	-
TOTAL		100%	2,474	3	2,844	100%	

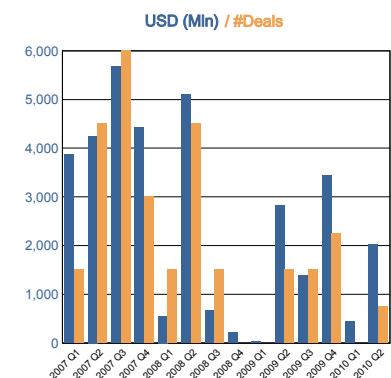
Includes all eligible Islamic bonds (including convertibles) with Bahrain, Kuwait, Oman, Qatar, Saudi Arabia and UAE country of risk. Volume in USD millions.

INDUSTRY BREAKDOWN



Financial 24.54%
Oil/Gas/Elect 75.46%
Total: 100.00%

QUARTERLY VOLUME



LEAG <GO>

LREP <GO>

LMX <GO>

LALT <GO>

LEAG <GO>

LREP <GO>

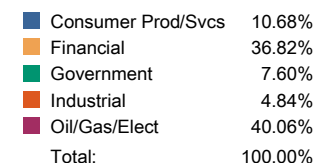
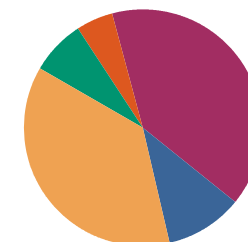
Underwriter League Tables

Domestic Islamic Bonds

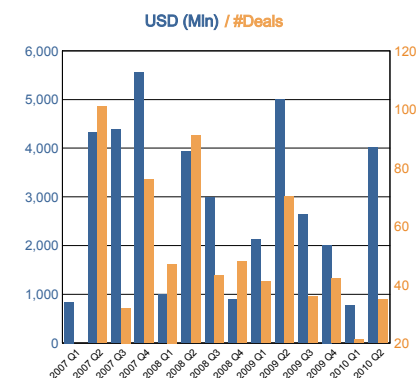
1/1/10 - 6/30/10	2010				2009		MKT SHARE CHG (%)
FIRM	RANK	MKT SHARE	VOLUME USD (Mln)	DEAL COUNT	RANK	MKT SHARE	
HSBC Bank PLC	1	25.4	1,213	4	3	18.6	6.8
CIMB	2	20.8	992	24	2	19.4	1.4
Samba Financial Group	3	19.5	933	1	4	14.5	5.0
AmInvestment Bank Bhd	4	14.0	669	10	1	27.6	(13.6)
Standard Chartered PLC	5	6.8	324	4	7	3.0	3.8
Maybank Investment Bank Bhd	6	5.6	266	14	5	5.7	(0.1)
Oversea-Chinese Banking Corp	7	3.2	154	3	-	-	-
RHB	8	2.7	127	2	6	5.0	(2.3)
Bank Muamalat Malaysia Bhd	9	1.0	47	3	15	0.3	0.7
Indo Premier Securities	10	0.2	11	1	12	0.4	(0.2)
Bahana Securities	11	0.2	11	2	17	0.1	0.1
Danareksa Sekuritas PT	11	0.2	11	2	13	0.3	(0.1)
Mandiri Sekuritas PT	11	0.2	11	2	-	-	-
MIDF Amanah Investment Bank Bhd	14	0.2	8	3	10	0.8	(0.6)
Mitsubishi UFJ Financial	15	0.1	5	2	-	-	-
TOTAL		100%	4,782	56	7,116	100%	

Includes all eligible Islamic bonds (including convertibles) excluding Eurobonds and Global Bonds. Volume in USD millions.

INDUSTRY BREAKDOWN



QUARTERLY VOLUME



LEAG <GO>

LREP <GO>

LMX <GO>

LALT <GO>

LEAG <GO>

LREP <GO>

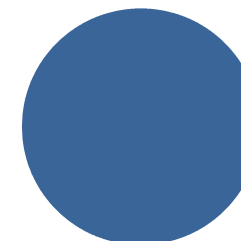
Underwriter League Tables

EMEA Islamic Loans Mandated Arranger

1/1/10 - 6/30/10	2010				2009		MKT SHARE CHG (%)
FIRM	RANK	MKT SHARE	VOLUME USD (Mln)	DEAL COUNT	RANK	MKT SHARE	
HSBC Bank PLC	1	39.5	850	2	16	1.2	38.3
Standard Chartered PLC	2	38.7	835	2	2	13.1	25.6
Masraf Al Rayan	3	4.6	100	1	-	-	-
RBS	3	4.6	100	1	16	1.2	3.4
WestLB AG	3	4.6	100	1	6	3.4	1.2
Arab Banking Corp	6	3.9	85	1	-	-	-
Noor Islamic Bank	6	3.9	85	1	6	3.4	0.5
TOTAL		100%	2,154	4	3,569	100%	

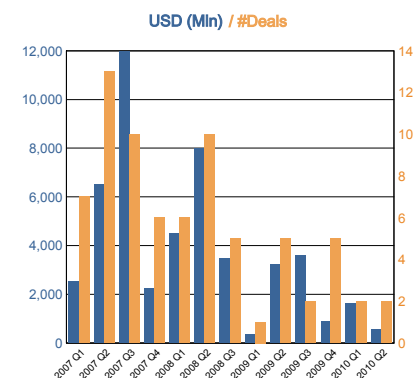
Includes all eligible European, Middle Eastern and African loans. Volume in USD millions.

INDUSTRY BREAKDOWN



Financial 100.00%
Total: 100.00%

QUARTERLY VOLUME



LEAG <GO>

LREP <GO>

LMX <GO>

LALT <GO>

LEAG <GO>

LREP <GO>

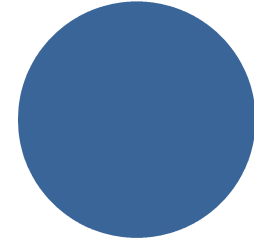
Underwriter League Tables

EMEA Islamic Loans Book Runner

1/1/10 - 6/30/10	2010				2009		MKT SHARE CHG (%)
FIRM	RANK	MKT SHARE	VOLUME USD (Mln)	DEAL COUNT	RANK	MKT SHARE	
Standard Chartered PLC	1	45.0	835	2	1	18.4	26.6
HSBC Bank PLC	2	40.5	750	1	12	1.3	39.2
WestLB AG	3	5.4	100	1	6	3.8	1.6
Arab Banking Corp	4	4.6	85	1	-	-	-
Noor Islamic Bank	4	4.6	85	1	6	3.8	0.8
TOTAL		100%	1,854	3	3,166	100%	

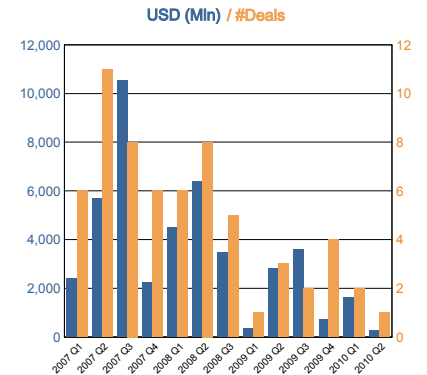
Includes all eligible European, Middle Eastern and African loans. Volume in USD millions.

INDUSTRY BREAKDOWN



■ Financial 100.00%
Total: 100.00%

QUARTERLY VOLUME



LEAG <GO>

LREP <GO>

LMX <GO>

LALT <GO>

LEAG <GO>

LREP <GO>

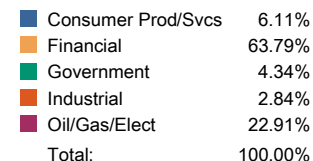
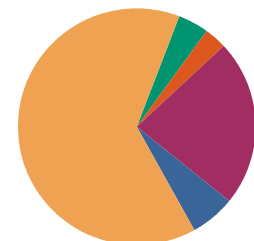
Underwriter League Tables

Islamic Finance

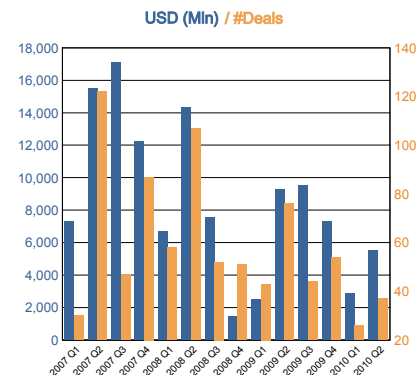
1/1/10 - 6/30/10	2010				2009		MKT SHARE CHG (%)
FIRM	RANK	MKT SHARE	VOLUME USD (Mln)	DEAL COUNT	RANK	MKT SHARE	
HSBC Bank PLC	1	28.5	2,380	6	2	15.5	13.0
CIMB	2	16.9	1,409	25	4	11.7	5.2
Standard Chartered PLC	3	14.1	1,176	8	5	8.6	5.5
Samba Financial Group	4	11.2	933	1	3	11.9	(0.7)
AmInvestment Bank Bhd	5	8.0	669	10	1	16.7	(8.7)
Barclays Capital	6	5.0	417	1	13	1.8	3.2
Maybank Investment Bank Bhd	7	3.2	266	14	7	3.5	(0.3)
Oversea-Chinese Banking Corp	8	1.8	154	3	-	-	-
Deutsche Bank AG	9	1.8	150	1	12	2.1	(0.3)
Goldman Sachs & Co	9	1.8	150	1	-	-	-
Unicorn Investment Bank BSC	9	1.8	150	1	-	-	-
RHB	12	1.5	127	2	9	3.0	(1.5)
WestLB AG	13	1.2	100	1	14	1.0	0.2
Arab Banking Corp	14	1.0	85	1	-	-	-
Noor Islamic Bank	14	1.0	85	1	14	1.0	-
Bank Muamalat Malaysia Bhd	16	0.6	47	3	40	0.2	0.4
Indo Premier Securities	17	0.1	11	1	37	0.3	(0.2)
Bahana Securities	18	0.1	11	2	42	0.1	-
Danareksa Sekuritas PT	18	0.1	11	2	38	0.2	(0.1)
Mandiri Sekuritas PT	18	0.1	11	2	-	-	-
TOTAL		100%	8,354	63	11,782	100%	

Includes all eligible Islamic bonds (including convertibles) and Islamic loans. Volume in USD millions.

INDUSTRY BREAKDOWN



QUARTERLY VOLUME



LEAG <GO>

LREP <GO>

LMX <GO>

LALT <GO>

LEAG <GO>

LREP <GO>

Legal League Tables

Islamic Bonds Issuer Advisers

Ranked by Volume

1/1/10 - 6/30/10	2010				2009		MKT
FIRM	RANK	MKT SHARE	VOLUME USD (Mln)	DEAL COUNT	RANK	MKT SHARE	SHARE CHG (%)
Zaid Ibrahim & Co	1	47.1	580	7	6	4.7	42.4
White & Case LLP	2	36.6	450	1	7	3.7	32.9
Clifford Chance LLP	3	6.4	78	1	-	-	-
Kadir Andri Aidham & Partners	3	6.4	78	1	2	26.7	(20.3)
Shearn Delamore & Co	5	2.4	29	1	-	-	-
Alvin Chong & Partners Advocates	6	1.1	14	1	-	-	-
TOTAL		100%	1,230	11	5,347	100%	

Ranked by Deal Count

1/1/10 - 6/30/10	2010		
FIRM	RANK	MKT SHARE	DEAL COUNT
Zaid Ibrahim & Co	1	47.1	7
White & Case LLP	2	36.6	1
Clifford Chance LLP	3	6.4	1
Kadir Andri Aidham & Partners	3	6.4	1
Shearn Delamore & Co	5	2.4	1
Alvin Chong & Partners Advocates	6	1.1	1
TOTAL		100%	11

Includes all eligible Islamic bonds (including convertibles). Volume in USD millions.

Legal League Tables

Islamic Bonds Manager Advisers

Ranked by Volume

1/1/10 - 6/30/10	2010				2009		MKT
FIRM	RANK	MKT SHARE	VOLUME USD (Mln)	DEAL COUNT	RANK	MKT SHARE	SHARE CHG (%)
Zaid Ibrahim & Co	1	35.7	929	9	3	15.7	20.0
Wong & Partners	2	22.3	580	7	7	4.4	17.9
Adnan Sundra & Low	3	19.0	495	16	2	21.1	(2.1)
Linklaters LLP	4	17.3	450	1	4	11.3	6.0
Lee Hishammuddin Allen & Gledhill	5	3.3	86	7	-	-	-
Shearn Delamore & Co	6	1.6	41	2	1	24.8	(23.2)
Raja Eleena Siew Ang & Associates	7	0.3	9	1	12	0.6	(0.3)
Zul Rafique & Partners	8	0.3	7	1	14	0.5	(0.2)
Jeff Leong Poon & Wong	9	0.1	2	1	15	-	0.1
TOTAL		100%	2,598	45	5,751	100%	

Ranked by Deal Count

1/1/10 - 6/30/10	2010		
FIRM	RANK	MKT SHARE	DEAL COUNT
Adnan Sundra & Low	3	19.0	16
Zaid Ibrahim & Co	1	35.7	9
Wong & Partners	2	22.3	7
Lee Hishammuddin Allen & Gledhill	5	3.3	7
Shearn Delamore & Co	6	1.6	2
Linklaters LLP	4	17.3	1
Raja Eleena Siew Ang & Associates	7	0.3	1
Zul Rafique & Partners	8	0.3	1
Jeff Leong Poon & Wong	9	0.1	1
TOTAL		100%	45

Includes all eligible Islamic bonds (including convertibles). Volume in USD millions.

LEAG <GO>

LREP <GO>

LMX <GO>

LALT <GO>

LEAG <GO>

LREP <GO>

Legal League Tables

GCC Islamic Bonds Issuer Advisers

Ranked by Volume

1/1/10 - 6/30/10	2010				2009		MKT SHARE CHG (%)
FIRM	RANK	MKT SHARE	VOLUME USD (Mln)	DEAL COUNT	RANK	MKT SHARE	
White & Case LLP	1	74.1	450	1	4	7.1	67.0
Clifford Chance LLP	2	12.9	78	1	-	-	-
Kadir Andri Aidham & Partners	2	12.9	78	1	-	-	-
TOTAL		100%	607	2	2,817	100%	

Ranked by Deal Count

1/1/10 - 6/30/10	2010		
FIRM	RANK	MKT SHARE	DEAL COUNT
White & Case LLP	1	74.1	1
Clifford Chance LLP	2	12.9	1
Kadir Andri Aidham & Partners	2	12.9	1
TOTAL		100%	2

Includes all eligible Islamic bonds (including convertibles) with Bahrain, Kuwait, Oman, Qatar, Saudi Arabia and UAE country of risk. Volume in USD millions.

Legal League Tables

GCC Islamic Bonds Manager Advisers

Ranked by Volume

1/1/10 - 6/30/10	2010				2009		MKT SHARE CHG (%)
FIRM	RANK	MKT SHARE	VOLUME USD (Mln)	DEAL COUNT	RANK	MKT SHARE	
Linklaters LLP	1	100.0	450	1	-	-	-
TOTAL		100%	450	1	977	100%	

Ranked by Deal Count

1/1/10 - 6/30/10	2010		
FIRM	RANK	MKT SHARE	DEAL COUNT
Linklaters LLP	1	100.0	1
TOTAL		100%	1

Includes all eligible Islamic bonds (including convertibles) with Bahrain, Kuwait, Oman, Qatar, Saudi Arabia and UAE country of risk. Volume in USD millions.