

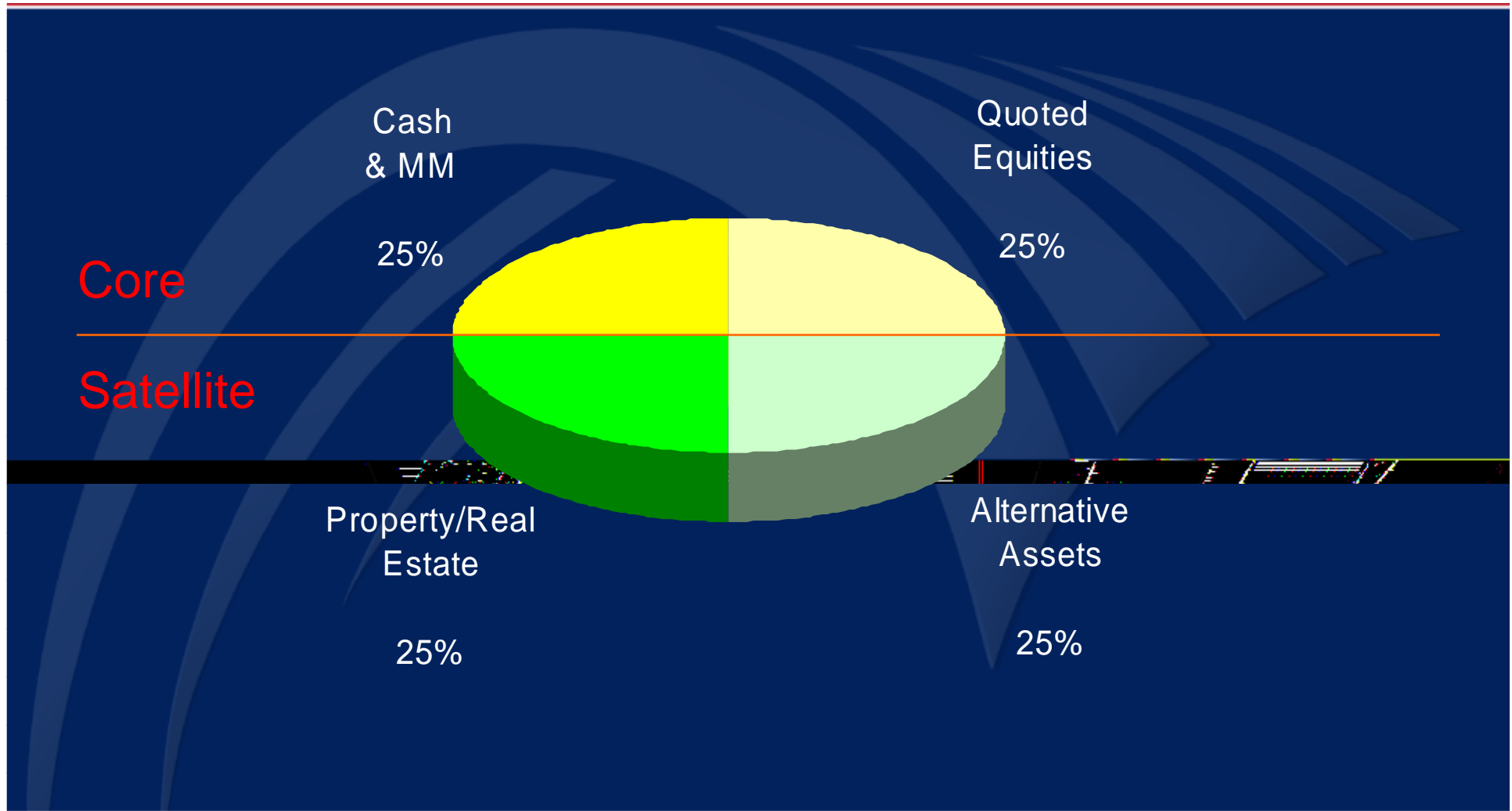
The International Takaful Summit 2009

Accessing Broader Asset Classes for Investment of Takaful Funds

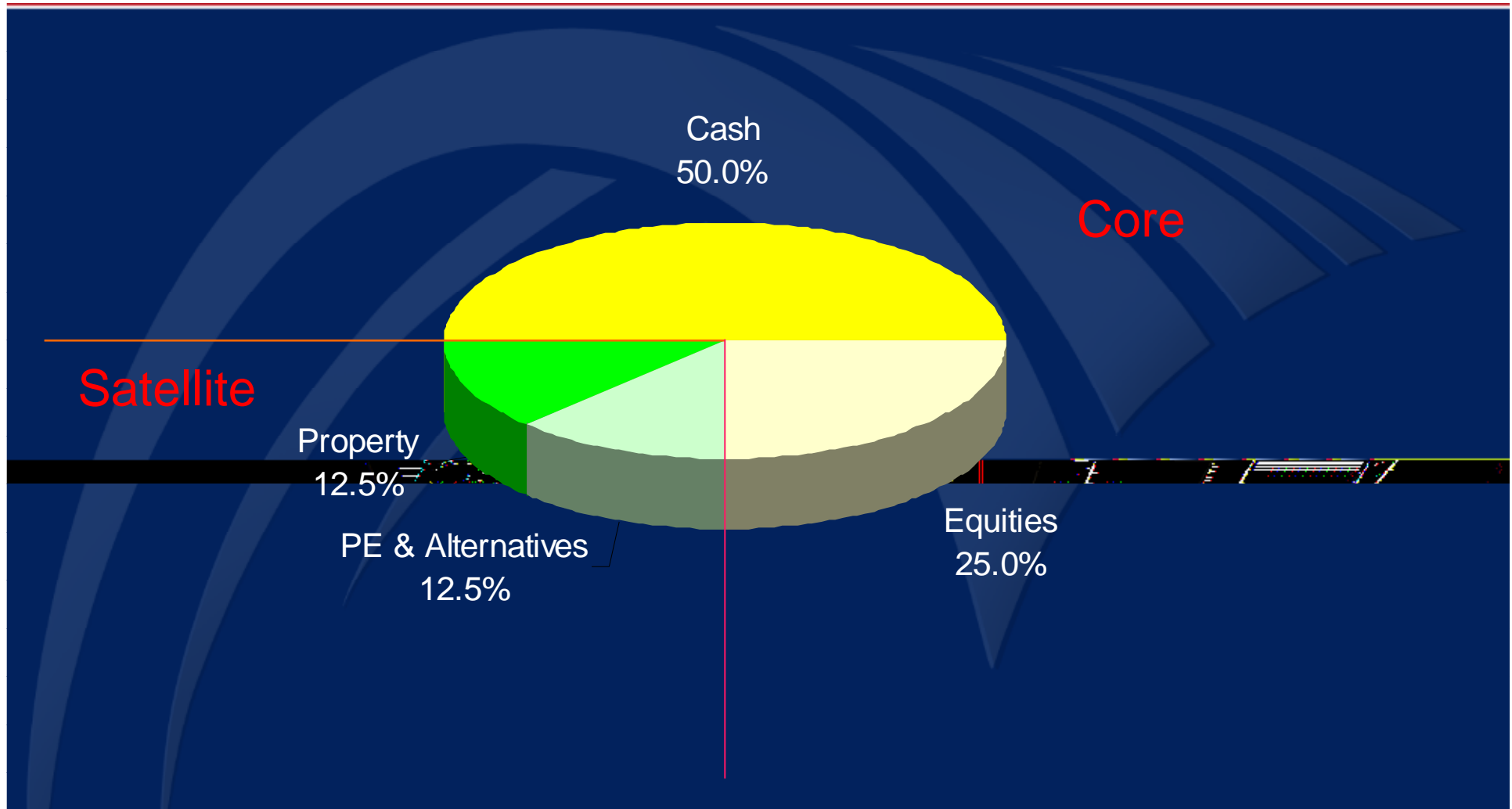
Presented by:

Charles Peal, Chairman
BLME Umbrella Fund SICAV-SIF

A GROWTH Asset Allocation

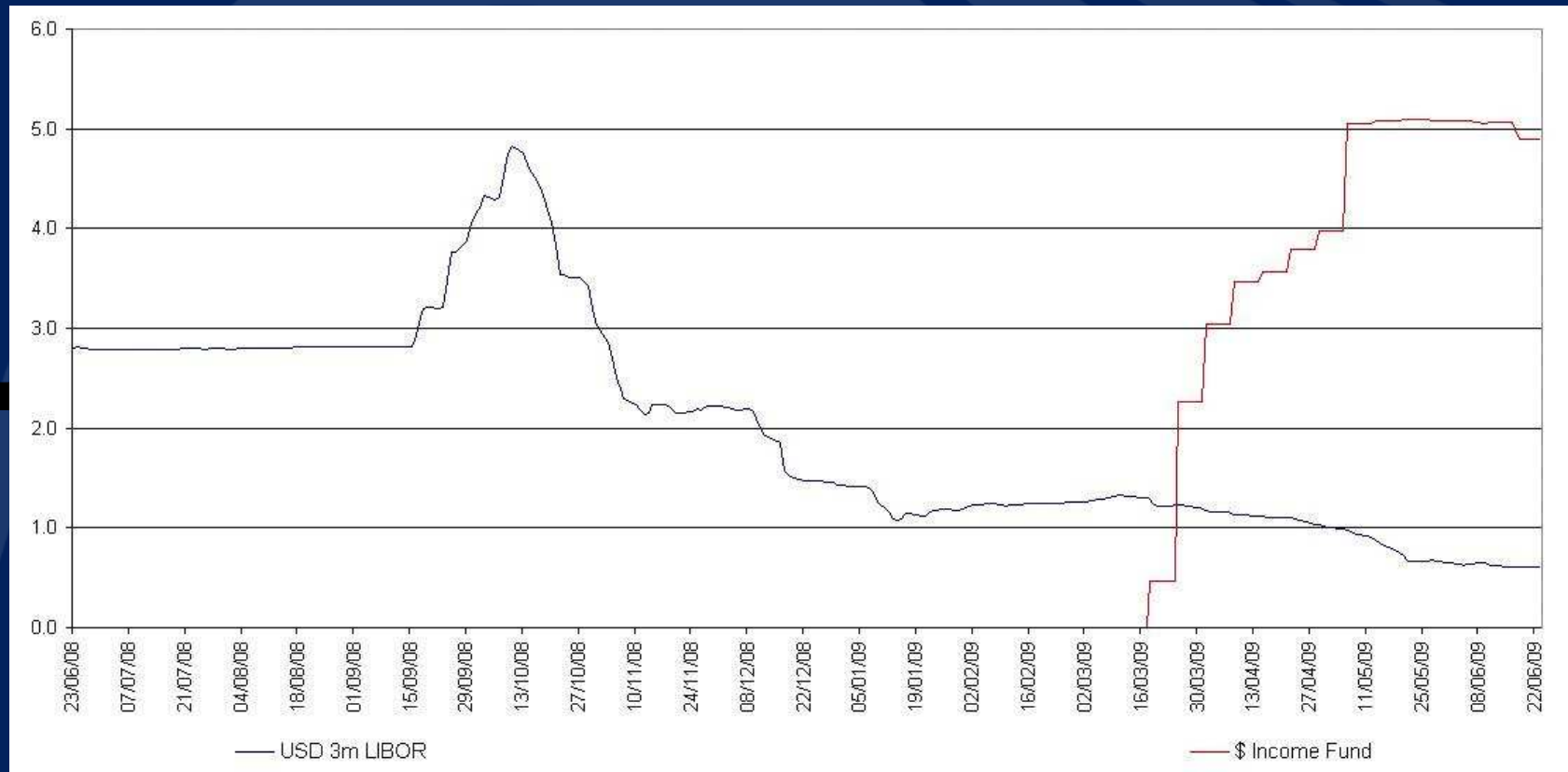


A RESILIENT Asset Allocation

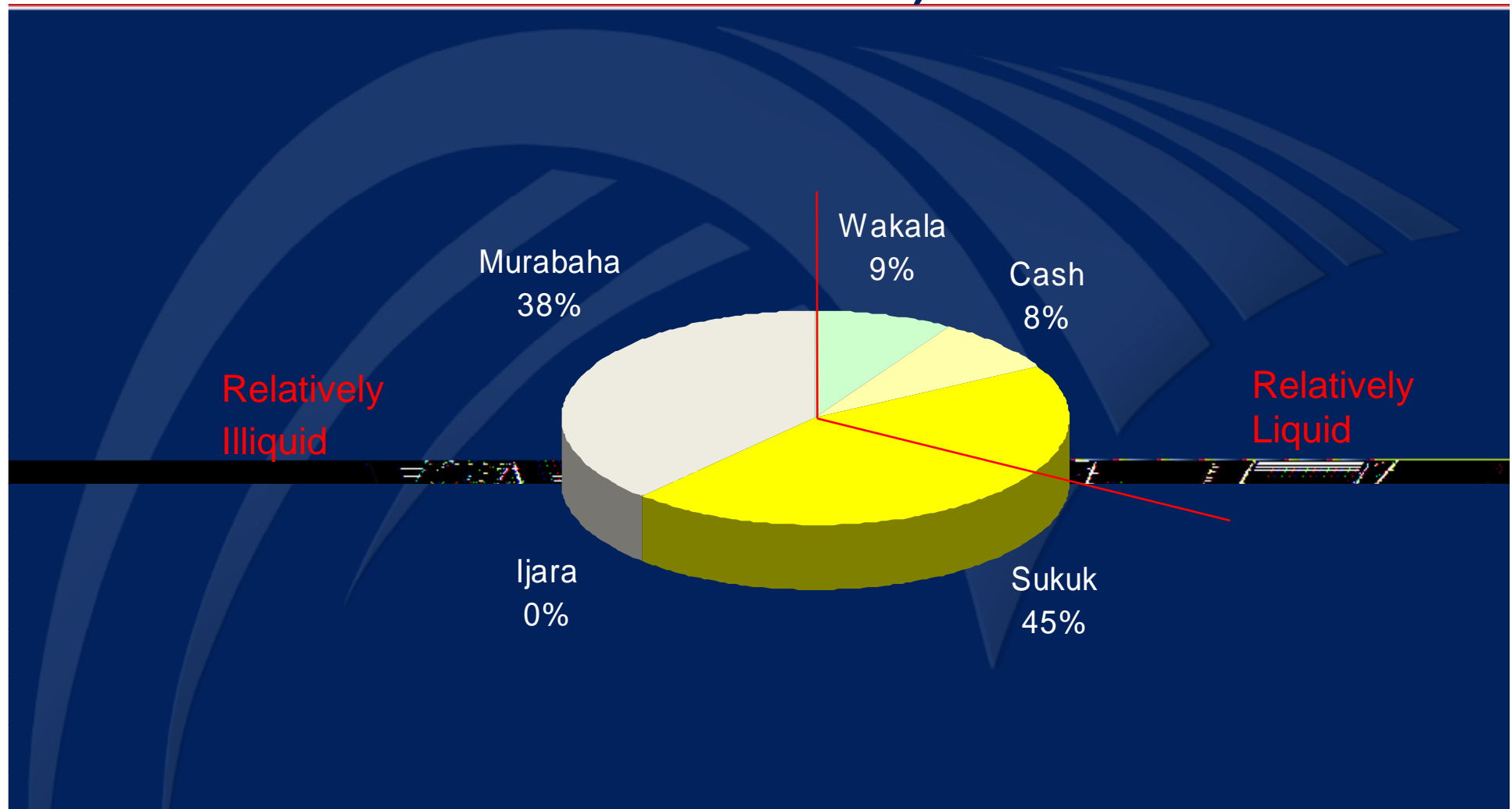


Invest Your Cash for Liquidity, Security and Yield

3 Month \$ Libor Graph – 5 Year View (% annualised)



\$ Income Fund – >400 bps (net return to Shareholders)



Equities for Growth - Shariah All World Index (USD Total Return)



FTSE Shariah All World \$ Index

Year to 31 Dec	1 Year to		2 Years to		3 Years to		4 Years to		5 Years to	
	Benchmark	+/- Com	Benchmark	+/- Com	Benchmark	+/- Com	Benchmark	+/- Com	Benchmark	+/- Com
2004	15.73%	-0.41%	*	*	*	*	*	*	*	*
2005	12.44%	0.72%	14.07%	0.16%	*	*	*	*	*	*
2006	19.06%	-3.13%	15.07%	-1.13%	15.71%	-0.89%	*	*	*	*
2007	19.53%	6.78%	19.30%	1.92%	16.96%	1.51%	16.65%	1.30%	*	*
2008	-37.96%	3.79%	-13.89%	5.08%	-4.07%	3.01%	-0.18%	2.51%	2.81%	2.00%
Part Year										
23-06-09	7.37%	0.61%	-15.85%	4.35%	-2.74%	3.23%	1.01%	2.33%	3.20%	1.71%

+/- Com: The relative performance of the Benchmark (FTSE Shariah All World) against the Comparator (FTSE All World)

Highly Geared Index – Shariah Emerging Markets (USD Total Return)



FTSE Shariah Emerging Markets \$ Index

Year to 31 Dec	1 Year to		2 Years to		3 Years to		4 Years to		5 Years to	
	Benchmark	+/- Com	Benchmark	+/- Com	Benchmark	+/- Com	Benchmark	+/- Com	Benchmark	+/- Com
2004	23.91%	-3.99%	*	*	*	*	*	*	*	*
2005	39.43%	4.44%	31.44%	-0.01%	*	*	*	*	*	*
2006	29.90%	-3.23%	34.58%	0.47%	30.92%	-1.08%	*	*	*	*
2007	39.94%	0.21%	34.83%	-1.56%	36.34%	0.39%	33.12%	-0.77%	*	*
2008	-54.40%	-1.51%	-20.12%	-1.25%	-6.06%	-1.76%	3.69%	-0.62%	7.45%	-1.20%
Part Year										
23-06-09	30.53%	-0.37%	-16.04%	-1.07%	1.99%	-2.41%	8.32%	-1.49%	13.94%	-1.28%

+/- Com: The relative performance of the Benchmark (FTSE Shariah Emerging Markets) against the Comparator (FTSE Emerging Markets)

www.warnboro.com

\$ Income Fund

5% year to date

Sharia'a All World Tracker

7.3% year to date

Sharia'a Emerging Markets Tracker 30.5% year to date

Regulatory Notices

This presentation was prepared in June 2009 by the Fund's joint distributors, BLME and Warnborough Asset Management, both authorised and regulated by the FSA in the UK, on behalf of the BLME Umbrella Fund SICAV-SIF ("the Fund"). The content of this promotion has not been approved by an authorised person within the meaning of the Financial Services Marketing Act 2000. Reliance on this promotion for the purposes of engaging in any investment activity may expose an individual to a significant risk of losing all the property or other assets invested.

The Fund is defined as an "Unregulated Collective Investment Scheme" ("UCIS") and the promotion of a UCIS either within the UK or from the UK is severely restricted by statute. Consequently, this document is only made available to professional clients and eligible counterparties as defined by the FSA and also to persons of a kind to whom the Fund may lawfully be promoted by an authorised person by virtue of Section 238(5) of the Financial Services and Markets Act 2000 and COBS 4.12.1 R. Shares in the Fund should only be purchased by persons with experience of participating in unregulated schemes and any other person who receives this document should not rely on it.

This document is confidential and must not be reproduced without the consent of the joint distributors.

The Fund is only available to investors who have previously certified to the distributors that they understand the general risks of investing in umbrella funds, index trackers and currency funds. If in doubt, consult your Regulator.